

Stepping Stones Time Trial 3 2010 Results 13/11/10

The times taken at TT1 or indicated as PB are "Bench Marks" to record improvements.











DNC = (Did Not Compete)











Times Displayed in Minutes:Seconds.00











TT1 = Time Trial 1, TT2= Time Trial 2 Etc.

TD = Time Difference (Green = Reduction - Red = No Improvement)






















Total improvement = Cumulative TD's

| Name | Age | Event | 50m Backstroke | 50m Breaststroke | 25m Butterfly | 50m Freestyle | Total Improvement |
|------------------|----------|----------|--|--|--|--|-------------------|
| Abi Hampshire | 10 | TT 1 | DNC | DNC | DNC | DNC | |
| | | TT 2 | DNC | DNC | DNC | DNC | |
| | | TT 3 | 00:43.68  | 00:49.93  | 00:20.56 | 00:37.55  | |
| | | TD | 00:00.00 | 00:00.00 | 00:00.00 | 00:00.00 | 00:00.00 |
| Abi Newton | 9 | TT 1 | 00:57.21 | 01:15.31 | 00:26.06 | 00:51.96 | |
| | | TT 2 | 00:53.93 | 01:11.42 | 00:27.81 | 00:49.59 | |
| | | TT 3 | 00:51.23  | 01:04.23 | 00:23.61  | 00:46.84 | |
| | | TD | 00:05.98 | 00:11.08 | 00:02.45 | 00:05.12 | 00:24.63 |
| Alfie Graham | 8 | TT 1 | 01:13.50 | DNC | DNC | 01:19.31 | |
| | | TT 2 | DNC | DNC | DNC | DNC | |
| | | TT 3 | 01:07.50 | 01:33.69 | 00:38.39 | 01:14.67 | |
| | | TD | 00:06.00 | 00:00.00 | 00:00.00 | 00:04.64 | 00:10.64 |
| Anna Morris | 11 | PB | 00:52.13 | 00:57.94 | 00:23.55 | 00:49.39 | |
| | | TT 1 | 01:05.53 | 01:05.67 | 00:31.87 | 00:53.40 | |
| | | TT 2 | 00:50.55 | 00:52.53 | 00:22.46 | 00:46.00 | |
| | | TT 3 | 00:50.00 | 00:52.03 | 00:21.37 | 00:44.81 | |
| TD | 00:02.13 | 00:05.91 | 00:02.18 | 00:04.58 | 00:14.80 | | |
| Bea Waller | 9 | TT 1 | 00:50.62  | 01:02.96 | 00:25.33 | 00:46.69 | |
| | | TT 2 | 00:51.65 | 01:04.53 | 00:26.37 | 00:49.31 | |
| | | TT 3 | 00:48.46  | 00:57.12  | 00:22.75  | 00:44.71  | |
| | | TD | 00:02.16 | 00:05.84 | 00:02.58 | 00:01.98 | 00:12.56 |
| Bethan Batson | 9 | TT 1 | 01:11.07 | 01:15.93 | 00:43.90 | 01:12.45 | |
| | | TT 2 | 01:04.90 | 01:14.40 | 00:34.84 | 01:07.75 | |
| | | TT 3 | DNC | DNC | DNC | DNC | |
| | | TD | 00:06.17 | 00:01.53 | 00:09.06 | 00:04.70 | 00:21.46 |
| Charlotte Dalton | 9 | TT 1 | 01:02.00 | 01:05.90 | 00:33.69 | 00:51.71 | |
| | | TT 2 | 01:00.43 | 01:05.50 | 00:34.83 | 00:52.98 | |
| | | TT 3 | 00:56.37 | 01:05.23 | 00:32.42 | 00:54.18 | |
| | | TD | 00:05.63 | 00:00.67 | 00:01.27 | 00:00.00 | 00:07.57 |

| | | | | | | | | | | |
|--------------------|----|------|----------|---|----------|---|----------|---|----------|---|
| Charlotte Harrison | 10 | TT 1 | 00:52.20 | | 00:56.40 | | 00:25.33 | | 00:47.71 | |
| | | TT 2 | DNC | | DNC | | DNC | | DNC | |
| | | TT 3 | DNC | | DNC | | DNC | | DNC | |
| | | TD | 00:00.00 | | 00:00.00 | | 00:00.00 | | 00:00.00 | 00:00.00 |
| Declan Sequeira | 8 | TT 1 | DNC | | DNC | | DNC | | DNC | |
| | | TT 2 | DNC | | DNC | | DNC | | DNC | |
| | | TT 3 | 00:58.33 | | 01:13.64 | | 00:35.18 | | 00:57.92 | |
| | | TD | 00:00.00 | | 00:00.00 | | 00:00.00 | | 00:00.00 | 00:00.00 |
| Dylan Ward | 9 | TT 1 | 01:03.93 | | 01:07.61 | | 00:31.10 | | 00:54.02 | |
| | | TT 2 | DNC | | DNC | | DNC | | DNC | |
| | | TT 3 | 01:02.52 | | 01:06.15 | | 00:35.15 | | 00:54.42 | |
| | | TD | 00:01.41 | | 00:01.46 | | 00:00.00 | | 00:00.00 | 00:02.87 |
| Ellie Phillip | 10 | TT 1 | 00:48.71 | | 01:00.25 | | 00:25.96 | | 00:49.28 | |
| | | TT 2 | 00:50.40 | | 00:58.27 | | 00:27.15 | | 00:51.57 | |
| | | TT 3 | 00:47.18 | | 00:56.59 | | 00:24.46 | | 00:47.30 | |
| | | TD | 00:01.53 | | 00:03.66 | | 00:01.50 | | 00:01.98 | 00:08.67 |
| Ellie Sharp | 12 | TT 1 | 00:40.09 |  | 00:45.10 |  | 00:16.96 |  | 00:34.43 |  |
| | | TT 2 | DNC | | DNC | | DNC | | DNC | |
| | | TT 3 | 00:39.12 |  | 00:44.12 |  | 00:16.96 |  | 00:33.24 |  |
| | | TD | 00:00.97 | | 00:00.98 | | 00:00.00 | | 00:01.19 | 00:03.14 |
| Emily McGonigle | 12 | TT 1 | 00:40.70 |  | 00:53.00 | | 00:20.50 | | 00:36.90 | |
| | | TT 2 | 00:41.42 | | 00:53.75 | | 00:20.06 | | 00:37.43 | |
| | | TT 3 | 00:41.08 | | 00:50.93 | | 00:18.67 | | 00:36.00 | |
| | | TD | 00:00.00 | | 00:02.07 | | 00:01.83 | | 00:00.90 | 00:04.80 |
| Emily Cole | 11 | TT 1 | 00:49.25 | | 00:57.68 | | 00:23.29 | | 00:45.31 | |
| | | TT 2 | 00:47.45 | | 01:00.50 | | 00:24.28 | | 00:44.34 | |
| | | TT 3 | 00:42.87 |  | 00:55.37 | | 00:23.00 | | 00:43.36 | |
| | | TD | 00:06.38 | | 00:02.31 | | 00:00.29 | | 00:01.95 | 00:10.93 |
| Emma Homard | 11 | TT 1 | 00:55.71 | | 00:58.04 | | 00:23.61 | | 00:45.31 | |
| | | TT 2 | 00:51.37 | | 00:56.96 | | 00:23.64 | | 00:43.81 | |
| | | TT 3 | 00:46.59 | | 00:55.92 | | 00:22.86 | | 00:39.81 | |
| | | TD | 00:09.12 | | 00:02.12 | | 00:00.75 | | 00:05.50 | 00:17.49 |
| Grace Homard | 9 | TT 1 | DNC | | DNC | | DNC | | DNC | |
| | | TT 2 | 01:02.17 | | 01:17.06 | | 00:32.58 | | 00:59.95 | |
| | | TT 3 | 00:57.53 | | 01:08.33 | | 00:29.39 | | 00:51.50 | |
| | | TD | 00:04.64 | | 00:08.73 | | 00:03.19 | | 00:08.45 | 00:25.01 |

| | | | | | | | | | | |
|------------------|----|------|----------|--|----------|--|----------|---|----------|---|
| Henry Holdsworth | 11 | TT 1 | 00:39.84 |  | 00:43.62 |  | 00:16.61 |  | 00:34.98 |  |
| | | TT 2 | 00:40.12 |  | 00:43.87 |  | 00:17.03 |  | 00:35.78 |  |
| | | TT 3 | DNC | | DNC | | DNC | | DNC | |
| | | TD | 00:00.00 | | 00:00.00 | | 00:00.00 | | 00:00.00 | |
| Hetty Pickles | 10 | TT 1 | 00:48.81 | | 01:00.50 | | 00:21.56 | | 00:42.61 | |
| | | TT 2 | DNC | | DNC | | DNC | | DNC | |
| | | TT 3 | DNC | | DNC | | DNC | | DNC | |
| | | TD | 00:00.00 | | 00:00.00 | | 00:00.00 | | 00:00.00 | |
| Holly Mathewman | 14 | TT 1 | 00:48.98 | | 00:44.79 | | 00:19.79 | | 00:38.28 | |
| | | TT 2 | DNC | | DNC | | DNC | | DNC | |
| | | TT 3 | DNC | | DNC | | DNC | | DNC | |
| | | TD | 00:00.00 | | 00:00.00 | | 00:00.00 | | 00:00.00 | |
| Holly Preston | 9 | TT 1 | DNC | | DNC | | DNC | | DNC | |
| | | TT 2 | 01:03.21 | | 01:08.40 | | 00:33.65 | | 00:53.90 | |
| | | TT 3 | DNC | | DNC | | DNC | | DNC | |
| | | TD | 00:00.00 | | 00:00.00 | | 00:00.00 | | 00:00.00 | |
| James Field | 10 | TT 1 | 00:46.23 | | 00:59.25 | | 00:24.15 | | 00:45.31 | |
| | | TT 2 | 00:47.43 | | 00:58.53 | | 00:22.67 | | 00:40.45 | |
| | | TT 3 | DNC | | DNC | | DNC | | DNC | |
| | | TD | 00:00.00 | | 00:00.72 | | 00:01.48 | | 00:04.86 | |
| James Whiteoak | 8 | TT 1 | 01:25.43 | | 01:20.18 | | 00:39.60 | | 01:06.52 | |
| | | TT 2 | DNC | | DNC | | DNC | | DNC | |
| | | TT 3 | DNC | | DNC | | DNC | | DNC | |
| | | TD | 00:00.00 | | 00:00.00 | | 00:00.00 | | 00:00.00 | |
| Joshua Ling | 8 | TT 1 | 01:14.81 | | 01:36.62 | | 00:38.59 | | 01:08.43 | |
| | | TT 2 | 01:08.31 | | 01:31.84 | | 00:34.81 | | 01:05.71 | |
| | | TT 3 | 01:04.11 | | 01:19.43 | | 00:41.90 | | 01:06.92 | |
| | | TD | 00:10.70 | | 00:17.19 | | 00:00.00 | | 00:01.51 | |
| Kate Russell | 11 | TT 1 | 00:43.84 |  | 00:45.65 |  | 00:21.00 | | 00:41.34 | |
| | | TT 2 | DNC | | DNC | | DNC | | DNC | |
| | | TT 3 | DNC | | DNC | | DNC | | DNC | |
| | | TD | 00:00.00 | | 00:00.00 | | 00:00.00 | | 00:00.00 | |
| Katie Handford | 12 | TT 1 | 00:52.68 | | 00:53.02 | | 00:27.24 | | 00:45.56 | |
| | | TT 2 | DNC | | DNC | | DNC | | DNC | |
| | | TT 3 | 00:48.27 | | 00:51.00 | | 00:24.15 | | 00:42.67 | |
| | | TD | 00:04.41 | | 00:02.02 | | 00:03.09 | | 00:02.89 | |

| | | | | | | | | | | |
|-----------------|----|------|----------|---|----------|---|----------|---|----------|----------|
| Lauren Hanson | 10 | TT 1 | DNC | | DNC | | DNC | | DNC | |
| | | TT 2 | DNC | | DNC | | DNC | | DNC | |
| | | TT 3 | 00:42.81 | ■ | 00:47.45 | ■ | 00:18.28 | ■ | 00:36.09 | ■ |
| | | TD | 00:00.00 | | 00:00.00 | | 00:00.00 | | 00:00.00 | 00:00.00 |
| Leonie Harry | 10 | TT 1 | 00:53.91 | | 01:07.68 | | 00:30.25 | | 00:48.37 | |
| | | TT 2 | 00:52.73 | | 01:09.03 | | 00:30.59 | | 00:49.34 | |
| | | TT 3 | 00:49.72 | | 00:57.12 | | 00:28.52 | | 00:44.40 | |
| | | TD | 00:04.19 | | 00:10.56 | | 00:01.73 | | 00:03.97 | 00:20.45 |
| Lucy Hutchinson | 10 | TT 1 | DNC | | DNC | | DNC | | DNC | |
| | | TT 2 | 00:48.71 | | 00:54.80 | | 00:32.58 | | 00:47.23 | |
| | | TT 3 | DNC | | DNC | | DNC | | DNC | |
| | | TD | 00:00.00 | | 00:00.00 | | 00:00.00 | | 00:00.00 | 00:00.00 |
| Lucy Goodfellow | 9 | TT 1 | 00:52.15 | ■ | 01:03.30 | ■ | 00:26.56 | | 00:50.98 | |
| | | TT 2 | 00:55.12 | | 00:59.30 | ■ | 00:30.67 | | 00:52.42 | |
| | | TT 3 | DNC | | DNC | | DNC | | DNC | |
| | | TD | 00:00.00 | | 00:04.00 | | 00:00.00 | | 00:00.00 | 00:04.00 |
| Lucy McGonigle | 10 | TT 1 | 00:46.93 | | 01:02.28 | | 00:21.81 | | 00:46.94 | |
| | | TT 2 | 00:46.43 | | 01:00.65 | | 00:21.00 | | 00:45.52 | |
| | | TT 3 | DNC | | DNC | | DNC | | DNC | |
| | | TD | 00:00.50 | | 00:01.63 | | 00:00.81 | | 00:01.42 | 00:04.36 |
| Maisie Cookson | 7 | TT 1 | DNC | | DNC | | DNC | | DNC | |
| | | TT 2 | 01:25.05 | | 01:34.58 | | 00:44.86 | | 01:17.27 | |
| | | TT 3 | 01:13.84 | | 01:18.96 | | 00:35.42 | | 01:10.59 | |
| | | TD | 00:11.21 | | 00:15.62 | | 00:09.44 | | 00:06.68 | 00:42.95 |
| Millie Sharp | 11 | TT 1 | 00:45.62 | ■ | 00:58.52 | | 00:20.42 | | 00:41.06 | |
| | | TT 2 | DNC | | DNC | | DNC | | DNC | |
| | | TT 3 | 00:42.50 | ■ | 00:52.93 | | 00:20.31 | | 00:38.63 | |
| | | TD | 00:03.12 | | 00:05.59 | | 00:00.11 | | 00:02.43 | 00:11.25 |
| Molly O'Toole | 10 | TT 1 | 01:02.78 | | 01:04.20 | | 00:28.53 | | 00:51.91 | |
| | | TT 2 | 01:00.18 | | 01:06.93 | | 00:30.46 | | 00:57.68 | |
| | | TT 3 | 00:56.44 | | 01:07.05 | | 00:27.57 | | 00:49.18 | |
| | | TD | 00:06.34 | | 00:00.00 | | 00:00.96 | | 00:02.73 | 00:10.03 |
| Niamh Crompton | 10 | TT 1 | 01:11.90 | | 01:21.62 | | 00:37.03 | | 01:03.50 | |
| | | TT 2 | 01:07.43 | | 01:12.56 | | 00:32.06 | | 00:59.40 | |
| | | TT 3 | 00:57.39 | | 01:07.00 | | 00:29.89 | | 00:59.81 | |
| | | TD | 00:14.51 | | 00:14.62 | | 00:07.14 | | 00:03.69 | 00:39.96 |
| Olivia Dewhurst | 11 | TT 1 | 00:50.37 | | 00:58.56 | | 00:25.34 | | 00:43.28 | |
| | | TT 2 | DNC | | DNC | | DNC | | DNC | |
| | | TT 3 | DNC | | DNC | | DNC | | DNC | |
| | | TD | 00:00.00 | | 00:00.00 | | 00:00.00 | | 00:00.00 | 00:00.00 |

| | | | | | | | | | | |
|--------------------|----|------|----------|---|----------|---|----------|---|----------|---|
| Patrick Smith | 11 | TT 1 | DNC | | DNC | | DNC | | DNC | |
| | | TT 2 | 00:55.33 | | 00:59.90 | | 00:27.89 | | 00:47.67 | |
| | | TT 3 | 00:55.32 | | 00:55.83 | | 00:26.09 | | 00:48.28 | |
| | | TD | 00:00.01 | | 00:04.07 | | 00:01.80 | | 00:00.00 | 00:05.88 |
| Peter Almack | 11 | TT 1 | 00:50.03 | | 00:58.06 | | 00:23.03 | | 00:44.15 | |
| | | TT 2 | DNC | | DNC | | DNC | | DNC | |
| | | TT 3 | DNC | | DNC | | DNC | | DNC | |
| | | TD | 00:00.00 | | 00:00.00 | | 00:00.00 | | 00:00.00 | 00:00.00 |
| Robert Harker | 10 | TT 1 | 00:49.96 | | 00:54.21 | | 00:21.34 | | 00:41.28 | |
| | | TT 2 | DNC | | DNC | | DNC | | DNC | |
| | | TT 3 | DNC | | DNC | | DNC | | DNC | |
| | | TD | 00:00.00 | | 00:00.00 | | 00:00.00 | | 00:00.00 | 00:00.00 |
| Rhys Watson | 12 | TT 1 | 00:39.15 |  | 00:42.48 |  | 00:16.62 |  | 00:34.50 |  |
| | | TT 2 | 00:40.78 |  | 00:42.78 |  | 00:16.65 |  | 00:34.50 |  |
| | | TT 3 | 00:38.87 |  | 00:39.11 |  | 00:17.31 | | 00:34.84 |  |
| | | TD | 00:00.28 | | 00:03.37 | | 00:00.00 | | 00:00.00 | 00:03.65 |
| Sam Shaw | 13 | TT 1 | 00:49.52 | | 00:57.09 | | 00:23.96 | | 00:42.56 | |
| | | TT 2 | DNC | | DNC | | DNC | | DNC | |
| | | TT 3 | DNC | | DNC | | DNC | | DNC | |
| | | TD | 00:00.00 | | 00:00.00 | | 00:00.00 | | 00:00.00 | 00:00.00 |
| Sally Handford | 13 | TT 1 | 00:42.48 | | 00:45.84 | | 00:20.29 | | 00:36.84 | |
| | | TT 2 | DNC | | DNC | | DNC | | DNC | |
| | | TT 3 | 00:40.24 | | 00:44.90 | | 00:19.02 | | 00:37.30 | |
| | | TD | 00:02.24 | | 00:00.94 | | 00:01.27 | | 00:00.00 | 00:04.45 |
| Samantha Titterton | 11 | TT 1 | 00:38.45 |  | 00:41.37 |  | 00:17.65 |  | 00:34.37 |  |
| | | TT 2 | DNC | | DNC | | DNC | | DNC | |
| | | TT 3 | DNC | | DNC | | DNC | | DNC | |
| | | TD | 00:00.00 | | 00:00.00 | | 00:00.00 | | 00:00.00 | 00:00.00 |
| Sophie Ling | 12 | TT 1 | 00:42.09 | | 00:44.21 | | 00:20.06 | | 00:40.50 | |
| | | TT 2 | 00:42.40 | | 00:45.03 | | 00:20.22 | | 00:42.27 | |
| | | TT 3 | 00:40.68 |  | 00:46.06 | | 00:18.96 | | 00:39.31 | |
| | | TD | 00:01.41 | | 00:00.00 | | 00:01.10 | | 00:01.19 | 00:03.70 |
| Tabitha Holdsworth | 10 | TT 1 | 00:43.79 |  | 00:45.84 |  | 00:18.27 |  | 00:38.30 |  |
| | | TT 2 | 00:43.75 | | 00:47.86 | | 00:18.84 | | 00:39.45 | |
| | | TT 3 | 00:42.99 | | 00:45.80 | | 00:18.08 | | 00:36.61 |  |
| | | TD | 00:00.80 | | 00:00.04 | | 00:00.19 | | 00:01.69 | 00:02.72 |
| Tertis Wonkalasin | 11 | TT 1 | DNC | | DNC | | DNC | | DNC | |
| | | TT 2 | 00:51.48 | | 00:58.46 | | 00:31.43 | | 00:48.87 | |
| | | TT 3 | DNC | | DNC | | DNC | | DNC | |
| | | TD | 00:00.00 | | 00:00.00 | | 00:00.00 | | 00:00.00 | 00:00.00 |

| | | | | | | | | | | |
|---------------|----|------|----------|---|----------|---|----------|---|----------|---|
| Toby Barlow | 11 | TT 1 | 00:46.84 | | 00:52.78 | | 00:25.46 | | 00:40.48 | |
| | | TT 2 | 00:48.34 | | 00:51.53 | | 00:24.56 | | 00:40.31 | |
| | | TT 3 | 00:44.09 | ■ | 00:49.53 | ■ | 00:20.27 | | 00:37.28 | ■ |
| | | TD | 00:02.75 | | 00:03.25 | | 00:05.19 | | 00:03.20 | |
| Tom Russell | 9 | TT 1 | 00:45.00 | ■ | 00:58.20 | ■ | 00:22.17 | ■ | 00:32.00 | ■ |
| | | TT 2 | DNC | | DNC | | DNC | | DNC | |
| | | TT 3 | DNC | | DNC | | DNC | | DNC | |
| | | TD | 00:00.00 | | 00:00.00 | | 00:00.00 | | 00:00.00 | |
| Tom Watson | 13 | TT 1 | 00:38.21 | ■ | 00:45.34 | | 00:16.25 | | 00:32.79 | ■ |
| | | TT 2 | 00:39.15 | | 00:45.92 | | 00:17.34 | | 00:33.09 | ■ |
| | | TT 3 | 00:35.90 | ■ | 00:45.73 | | 00:16.13 | | 00:31.95 | ■ |
| | | TD | 00:02.31 | | 00:00.00 | | 00:00.12 | | 00:00.84 | |
| William Storr | 11 | TT 1 | DNC | | DNC | | DNC | | DNC | |
| | | TT 2 | DNC | | DNC | | DNC | | DNC | |
| | | TT 3 | 00:52.62 | | 01:05.70 | | 00:24.59 | | 00:46.81 | |
| | | TD | 00:00.00 | | 00:00.00 | | 00:00.00 | | 00:00.00 | |

Please note :- Green indicators signify that the Yorkshire qualifying standard time has been achieved for the applicable age group.

Orange indicators signify times that are within 5% of the Yorkshire qualifying standard time.

Swimmers who have reached the Yorkshire qualifying standard should check that the appropriate age group still applies on 20/3/11 to be eligible to compete.